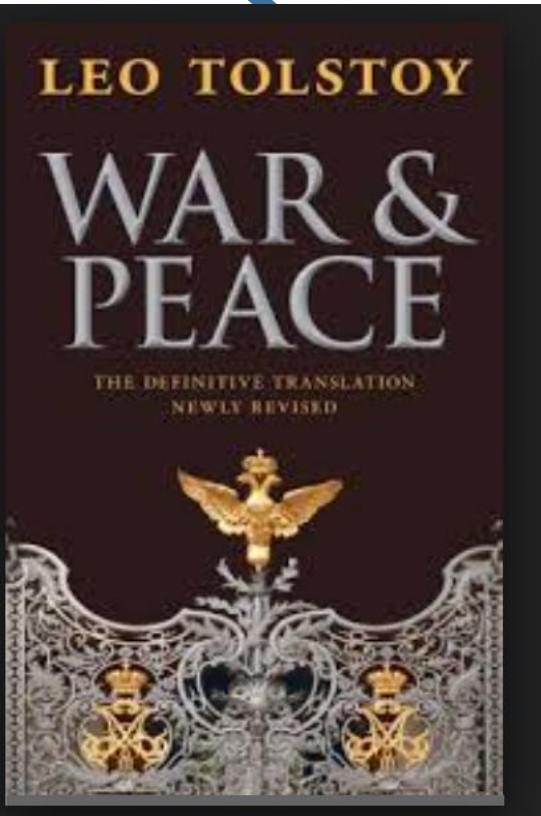




Professor Dr. Peter WS CHANG, MD, MPH, ScD (Harvard), FRCP (London) Secretary General, Asian Health Literacy Association  
EU FP7 Diabetes Literacy - Self Management and Education  
Fellow scientist, National Health Research Institute, TW

# The **W**ar and **P**eace of Top World Universities



Functions of a university:  
The priority: Students



## GLOBAL

# Worldwide student numbers forecast to double by 2025

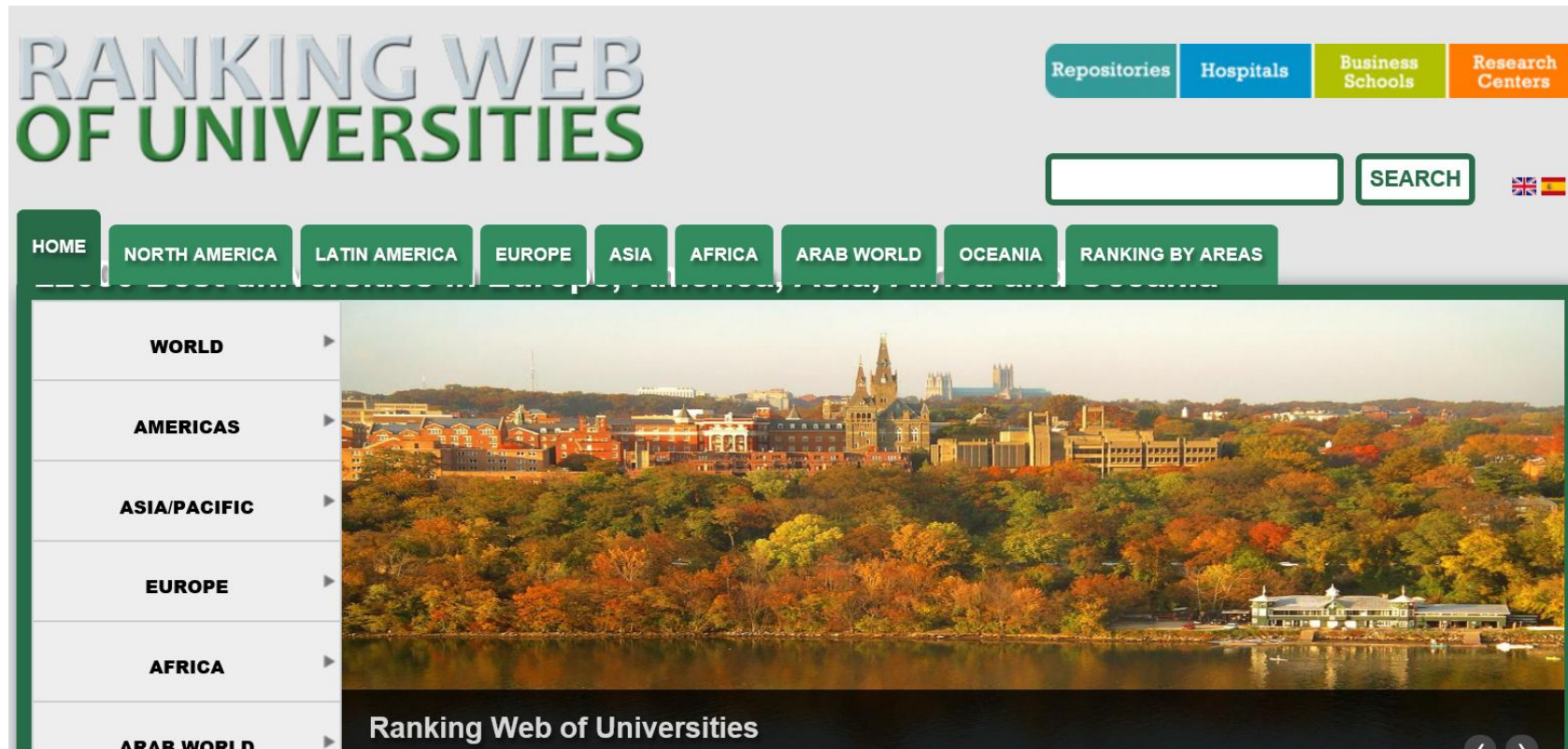
Geoff Maslen 19 February 2012 Issue No:209

The number of students around the globe enrolled in higher education is forecast to more than **double to 262 million by 2025**. Nearly all of this growth will be **in the developing world**, with **more than half in China and India** alone. The number of **students seeking study abroad could rise to eight million – nearly three times more than today**.

























“Average annual growth in demand for international higher education **between 2005 and 2025 is expected to exceed 3%** in Africa, the Middle East, Asia, Central America and South America,” Goddard writes.























# How many Universities in the world?

- Per the Webometrics website, and as of January 2014, there are **22,123** universities in the world.

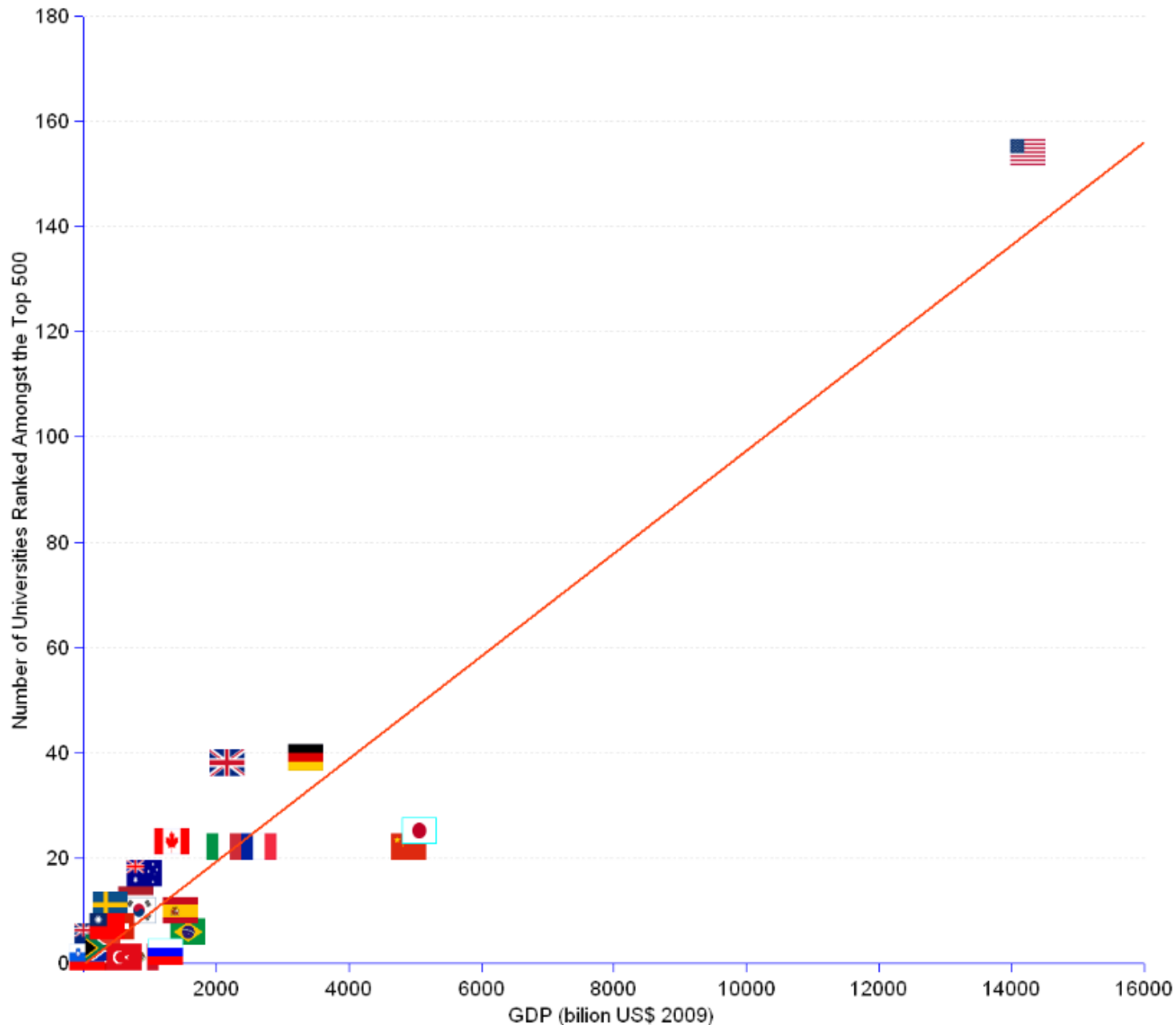


# List of largest universities by enrollment

Rank	Institution	Location	Founded	Affiliation	Enrollment
1	 <a href="#">Indira Gandhi National Open University</a>	<a href="#">Delhi, India</a>	1985	Public	3,500,000
2	 <a href="#">Islamic Azad University</a>	<a href="#">Tehran, Iran</a>	1982	Private	2,000,000
3	 <a href="#">Anadolu University</a>	<a href="#">Eskisehir, Turkey</a>	1958	Public	1,974,343
4	 <a href="#">Allama Iqbal Open University</a>	<a href="#">Islamabad, Pakistan</a>	1974	Public	1,326,948
5	 <a href="#">Bangladesh National University</a>	<a href="#">Gazipur, Bangladesh</a>	1992	Public	1,000,000
6	 <a href="#">Payame Noor University</a>	<a href="#">Tehran, Iran</a>	1987	Public	818,150
7	 <a href="#">Bangladesh Open University</a>	<a href="#">Gazipur, Bangladesh</a>	1992	Public	650,000
8	 <a href="#">Universitas Terbuka</a>	<a href="#">Jakarta, Indonesia</a>	1984	Public	646,467
9	 <a href="#">Tribhuvan University</a>	<a href="#">Kirtipur, Nepal</a>	1959	Public	604,437
10	 <a href="#">University of Mumbai</a>	<a href="#">Mumbai, India</a>	1857	Public	549,432
11	 <a href="#">Ramkhamhaeng University</a>	<a href="#">Bangkok, Thailand</a>	1971	Public	525,000
12	 <a href="#">University of Pune</a>	<a href="#">Pune, India</a>	1948	Public	496,531
13	 <a href="#">University System of Ohio</a>	<a href="#">Ohio, United States</a>	2007	Public	478,000
14	 <a href="#">State University of New York</a>	<a href="#">New York, United States</a>	1948	Public	467,845
15	 <a href="#">University of the Punjab</a>	<a href="#">Lahore, Pakistan</a>	1882	Public	450,000
16	 <a href="#">Andhra Pradesh Open University</a>	<a href="#">Andhra Pradesh, India</a>	1982	Public	450,000
17	 <a href="#">California State University</a>	<a href="#">California, United States</a>	1857	Public	417,000
18	 <a href="#">University of Delhi</a>	<a href="#">New Delhi, India</a>	1922	Public	400,000
19	 <a href="#">Sikkim Manipal University</a>	<a href="#">Sikkim, India</a>	1995	Private	390,000
20	 <a href="#">National Autonomous University of Mexico</a>	<a href="#">Mexico City, Mexico</a>	1551	Public	324,413
22	 <a href="#">University System of Georgia</a>	<a href="#">Georgia, United States</a>	1931 (first university est. 1785)	Public	318,027
22	 <a href="#">University of Buenos Aires</a>	<a href="#">Buenos Aires, Argentina</a>	1821	Public	316,050
23	 <a href="#">Spiru Haret University</a>	<a href="#">Bucharest, Romania</a>	1991	Private	311,928
24	 <a href="#">State University System of Florida</a>	<a href="#">Florida, United States</a>	1954	Public	302,513

25	 <a href="#">Osmania University</a>	<a href="#">Hyderabad, India</a>	1918	Public	300,000
26	 <a href="#">City University of New York</a>	<a href="#">NYC, New York, United States</a>	1847	Public	516,000
27	 <a href="#">National University of Distance Education</a>	<a href="#">Spain</a>	1972	Public	260,079
28	 <a href="#">Rajiv Gandhi Technical University</a>	<a href="#">Bhopal, India</a>	1998	Public	260,000
29	<a href="#">Open University</a>	<a href="#">Milton Keynes, England, United Kingdom</a>	1969	Public	253,075
30	 <a href="#">University of South Africa</a>	<a href="#">Pretoria, Gauteng, South Africa</a>	1873	Public	300,221
31	 <a href="#">Estácio de Sá University</a>	<a href="#">Rio de Janeiro, Rio de Janeiro, Brazil</a>	1970	Private	215,000
32	 <a href="#">Korea National Open University</a>	<a href="#">South Korea</a>	1972	Public	210,978
33	 <a href="#">University of Guadalajara</a>	<a href="#">Guadalajara, Jalisco, Mexico</a>	1791	Public	209,406
34	 <a href="#">University of California</a>	<a href="#">California, United States</a>	1869	Public	209,080
35	 <a href="#">Technical College System of Georgia</a>	<a href="#">Georgia, United States</a>	1970	Public	191,567
36	 <a href="#">University of Texas System</a>	<a href="#">Texas, United States</a>	1881	Public	190,000
37	 <a href="#">Autonomous University of Santo Domingo</a>	<a href="#">Santo Domingo, Dominican Republic</a>	1538 (reopened 1914)	Public	180,000
38	 <a href="#">University of Karachi</a>	<a href="#">Karachi, Pakistan</a>	1951	Public	174,000
39	 <a href="#">Utah System of Higher Education</a>	<a href="#">Utah, United States</a>	1894	Public	171,291
40	-- <a href="#">Ain Shams University</a>	<a href="#">Cairo, Egypt</a>	1950	Public	170,000
41	 <a href="#">University of North Carolina</a>	<a href="#">North Carolina, United States</a>	1789	Public	169,792
42	 <a href="#">National Polytechnic Institute</a>	<a href="#">Mexico City, Mexico</a>	1736	Public	166,738
43	 <a href="#">University of Wisconsin System</a>	<a href="#">Wisconsin, United States</a>	1848	Public	162,933
44	-- <a href="#">Cairo University</a>	<a href="#">Giza, Egypt</a>	1908	Public	155,000
45	 <a href="#">Uttar Pradesh Technical University</a>	<a href="#">Lucknow, India</a>	2000	Public	150,000
46	 <a href="#">Madhya Pradesh Bhoj Open University</a>	<a href="#">Bhopal, India</a>	1991	Public	150,000
47	 <a href="#">Sapienza University of Rome</a>	<a href="#">Rome, Italy</a>	1303	Public	147,000
48	 <a href="#">University System of Maryland</a>	<a href="#">Maryland, United States</a>	1988	Public	144,363
49	 <a href="#">Modern University for the Humanities</a>	<a href="#">Moscow, Russia</a>	1992	Public	140,000
50	 <a href="#">Norte do Paraná University</a>	<a href="#">Londrina, Paraná, Brazil</a>	1972	Private	130,000
51	 <a href="#">University of San Carlos of Guatemala</a>	<a href="#">Guatemala City, Guatemala</a>	1676	Public	124,000
52	-- <a href="#">Aristotle University of Thessaloniki</a>	<a href="#">Thessaloniki, Greece</a>	1925	Public	120,000
53	-- <a href="#">National Centre for Distance Education</a>	<a href="#">France</a>	1939	Public	120,000
54	 <a href="#">Texas A&amp;M University System</a>	<a href="#">Texas, United States</a>	1876	Public	114,691
55	 <a href="#">National University of Córdoba</a>	<a href="#">Córdoba, Argentina</a>	1613	Public	113,558
56	 <a href="#">Pennsylvania State System of Higher Education</a>	<a href="#">Pennsylvania, United States</a>	1982	Public	110,428
57	 <a href="#">Oregon University System</a>	<a href="#">Oregon, United States</a>	1929	Public	103,074
58	 <a href="#">Shanghai Open University</a>	<a href="#">Shanghai, China</a>	1960	Public	101,218
59	 <a href="#">University of Bologna</a>	<a href="#">Bologna, Italy</a>	1088	Public	100,000
60	 <a href="#">MARA University of Technology</a>	<a href="#">Shah Alam, Malaysia</a>	1956	Public	100,000

Quality more than quantity



## Why countries concern about University, and Top Universities?

Top ranked universities are strongly correlated ( $R^2 = 0.89$ ) with the weight of the national economy, as measured by the Gross Domestic Product (GDP).

# Number of 500 top-ranked Universities correlated to the Gross Domestic Product

Ca. 100 billion ~ 1 TU \* higher ones  
**KZ 243 Billion (2013) => 2 TUs**

Number of 500 top-ranked Universities correlated to the Gross Domestic Product		
Nation	Number of Universities	Gross Domestic Product (billion US\$ 2009)
Argentina	1	309
Australia	17	925
Austria	7	385
Belgium	7	469
Brazil	6	1572
Canada	23	1336
Chile	2	164
China	22	4909
Czech	1	190
Denmark	4	310
Finland	6	238
France	22	2649
Germany	39	3347
Greece	2	330
Hong Kong	5	215
Hungary	2	129
India	2	1296
Iran	1	331
Ireland	3	227
Israel	7	195
Italy	22	2113
Japan	25	5068
Mexico	1	875
Netherlands	12	792
New Zealand	5	125

Norway	4	382
Poland	2	430
Portugal	2	228
Russia	2	1231
Saudi Arabia	2	369
Singapore	2	182
Slovenia	1	48
South Africa	3	286
South Korea	10	833
Spain	10	1460
Sweden	11	406
Switzerland	7	500
Taiwan	7	362 <sup>1</sup>
Turkey	1	617
United Kingdom	38	2175
United States	154	14256
Correlation coefficient R <sup>2</sup> = 0.89		
<sup>1</sup> 2009 estimate, CIA World Factbook		

# How to rank the Universities?





**How to rank the Universities?**

**Do you believe?**

# RANKING WEB OF UNIVERSITIES



- By the Cybermetrics Lab, a research group belonging to the Consejo Superior de Investigaciones Científicas (CSIC), the largest public research body in Spain.
- to promote academic web presence, supporting the **Open Access initiatives** for **increasing significantly the transfer of scientific and cultural knowledge generated by the universities to the whole Society**.
- **not to evaluate websites, their design or usability or the popularity of their contents according to the number of visits or visitors.**

[HOME](#)[NORTH AMERICA](#)[LATIN AMERICA](#)[EUROPE](#)[ASIA](#)[AFRICA](#)[ARAB WORLD](#)[OCEANIA](#)[RANKING BY AREAS](#)[Home](#) » [WORLD](#)

## About Us

- [About Us](#)
- [Contact Us](#)

## About the Ranking

- [Methodology](#)
- [Objectives](#)
- [FAQs](#)
- [Notes](#)
- [Previous editions](#)

## Resources

- [Best Practices](#)
- [Links](#)



## WORLD

<a href="#">ranking</a>	<a href="#">University</a>	<a href="#">Det.</a>	<a href="#">Country</a>	<a href="#">Presence Rank*</a>	<a href="#">Impact Rank*</a>	<a href="#">Openness Rank*</a>	<a href="#">Excellence Rank*</a>
1	<a href="#">Harvard University</a>			10	1	1	1
2	<a href="#">Massachusetts Institute of Technology</a>			5	1	27	14
3	<a href="#">Stanford University</a>			2	3	52	3
4	<a href="#">Cornell University</a>			24	5	67	20
5	<a href="#">University of Michigan</a>			37	7	59	5
6	<a href="#">University of California Berkeley</a>			40	4	178	15
7	<a href="#">Columbia University New York</a>			60	6	141	12
7	<a href="#">University of Washington</a>			25	10	113	6
9	<a href="#">University of Minnesota</a>			110	9	15	23
10	<a href="#">University of Pennsylvania</a>			42	11	109	9

# Taiwan

ranking	<u>World Rank</u> ▲	<u>University</u>	<u>Det.</u>	<u>Presence Rank*</u>	<u>Impact Rank*</u>	<u>Openness Rank*</u>	<u>Excellence Rank*</u>
1	35	<a href="#">National Taiwan University</a>	»»	15	81	12	103
2	143	<a href="#">National Central University</a>	»»	128	218	10	458
3	157	<a href="#">National Chiao Tung University</a>	»»	125	188	216	322
4	176	<a href="#">National Cheng Kung University</a>	»»	149	377	80	235
5	226	<a href="#">National Tsing Hua University Taiwan</a>	»»	165	433	128	331
6	321	<a href="#">National Chengchi University</a>	»»	109	210	85	1392
7	323	<a href="#">National Sun Yat Sen University</a>	»»	113	608	118	552
8	401	<a href="#">Tamkang University</a>	»»	84	478	274	996
9	403	<a href="#">National Taiwan Normal University</a>	»»	151	318	675	939
10	440	<a href="#">National Chung Cheng University</a>	»»	653	456	313	884
11	443	<a href="#">National Chung Hsing University</a>	»»	256	1228	78	528
12	504	<a href="#">National Taiwan Ocean University</a>	»»	530	698	254	896
13	586	<a href="#">Ming Chuan University</a>	»»	447	419	379	1829
14	617	<a href="#">National Taiwan University of Science &amp; Technology</a>	»»	1619	1335	175	596
15	697	<a href="#">Tunghai University</a>	»»	439	764	670	1512
16	698	<a href="#">National Kaohsiung First University of Science &amp; Technology</a>	»»	1511	753	301	1388
17	700	<a href="#">National Taipei University of Technology</a>	»»	398	1353	653	868
18	747	<a href="#">Taipei Medical University</a>	»»	217	1759	846	794

# Kazakstan

## How do you like to be ranked?

ranking	World Rank ▲	University	Det.	Presence Rank*	Impact Rank*	Openness Rank*	Excellence Rank*
1	1455	<a href="#">Eurasian National University L N Gumilev / Л Н Гумилев атындағы Еуразия ұлттық университеті</a>	»	1284	1028	191	4442
2	1711	<a href="#">Kazakh National University Al Farabi / Әл Фараби атындағы Қазақ ұлттық университеті</a>	»	2497	1476	753	3842
3	2635	<a href="#">Kazakh National Technical University K I Satpayev / Казахский национальный технический университет К И Сатпаева</a>	»	2700	1949	1313	5442
4	2696	<a href="#">Kazakh National Agriculture University / Казахский Национальный Аграрный Университет</a>	»	5568	1047	2708	5442
5	2917	<a href="#">Kazakh National Medical University Asfendiyarov / С Ж Асфендияров атындағы Қазақ ұлттық медицина университеті</a>	»	2396	2401	2035	5442
6	3333	<a href="#">Pavlodar State University S Toraiyrov / С Торайғыров атындағы Павлодар мемлекеттік университеті</a>	»	759	3991	2845	5442
7	3662	<a href="#">Karaganda State Technical University / Карагандинский Государственный Технический Университет</a>	»	3284	4768	1345	5442
8	4004	<a href="#">Karaganda State University Buketov / Карагандинский государственный университет Е А Букетова</a>	»	847	7944	908	5442
9	4448	<a href="#">East Kazakhstan State Technical University D Serikbaev / Дәулет Серікбаев атындағы Шығыс Қазақстан мемлекеттік техникалық университеті</a>	»	337	8546	2141	5442
10	4499	<a href="#">Kazakh-British Technical University / Қазақстанско-Британский Технический Университет</a>	»	5906	4122	5732	4831
11	5192	<a href="#">Kazakhstan Institute of Management, Economics and Strategic Research KIMEP University</a>	»	4250	7022	4492	4831
12	5560	<a href="#">South Kazakhstan State University M O Auezov / М О Әуезов Атындағы Оңтүстік Қазақстан Мемлекеттік Университеті</a>	»	678	9591	3724	5442
		<a href="#">(1) Ahmet Yesavi Universitesi International Kazakh</a>					


ranking	Rank ▲	University	Det.	Rank*	Rank*	Rank*	Rank*
13	5808	<a href="#">(1) Ahmet Yesavi Universitesi International Kazakh Turkish University / Ахмет Ясауи атындағы халықаралық қазақ-түрік университеті</a>	»	9670	6536	2668	5442
14	6190	<a href="#">Kokshetau University Abai Myrzakhetov / Кокшетауский университет Абая Мырзахметова</a>	»	6746	7271	4058	5442
15	6527	<a href="#">Nazarbayev University</a>	»	6642	5829	7444	5442
16	6533	<a href="#">Kazakh Economic University / Казахский Экономический Университет им Турара Рыскулова</a>	»	2225	11610	2234	5442
17	6777	<a href="#">Kazakh National Pedagogical University Abay / Абай атындағы Қазақ ұлттық педагогикалық университеті</a>	»	5018	9609	3438	5442
18	6796	<a href="#">Semey Semipalatinsk State University Shakarim / Семипалатинский государственный университет Шакарима</a>	»	2344	12830	1551	5442
19	7244	<a href="#">Innovative Eurasian University</a>	»	668	11792	5355	5442
20	7282	<a href="#">Pavlodar State Pedagogical Institute / Павлодарский Государственный Педагогический Институт В Гнатюка</a>	»	293	13230	4358	5442
21	7519	<a href="#">East Kazakhstan State University S Amanzholov</a>	»	1286	10640	6747	5442
22	7598	<a href="#">Kostanay State Pedagogical University / Костанайский государственный педагогический институт</a>	»	4894	13273	1417	5442
23	7716	<a href="#">North Kazakhstan State University M Kozybaev / М Қозыбаев атындағы Солтүстік Қазақстан мемлекеттік университеті</a>	»	658	11221	7520	5442
24	7781	<a href="#">Suleyman Demirel University</a>	»	8196	9006	4972	5442
25	7902	<a href="#">Karaganda Economical University Kazpotrebsoyuz / Карагандинский экономический университет Казпотребсоюза</a>	»	6984	10129	4363	5442
26	8231	<a href="#">Kazakh State Women Pedagogical University / Қазақ Мемлекеттік Қыздар Педагогикалық Университеті</a>	»	7616	8472	7394	5442
27	8264	<a href="#">International Academy of Business / Международная Академия Бизнеса</a>	»	11052	10113	3247	5442
28	8266	<a href="#">Almaty Technological University / Алматинский Технологический Университет</a>	»	4064	13143	2978	5442
29	8506	<a href="#">Academy of Public Administration under the President of the Republic of Kazakhstan / Академия Государственного Управления При Президенте Республики Казахстан</a>	»	7880	6404	12373	5442

# How to demonstrate University real capacity?





## QS World University Rankings® 2014/15



12,614 shares



Download the official QS World University Rankings App



Welcome to the QS World University Rankings® 2014/15. Use the interactive ranking table below to explore the world's top universities, with options to sort the results by country, region and subject. You can also sort the ranking results based on the six individual indicators used (see the full methodology [here](#)). To compare two or more universities, log in or [register](#) as a site member.

QS World University Rankings® and QS Stars

Filter by region ▼



Filter by location ▼



[reset](#)

Filter by faculty ▼



Note: Filtering by subject area will also resort the list by subject-area scores.

[reset](#)

### Featured Article

[Tech Schools Dominate Rankings](#)

Led by MIT, tech schools worldwide are on the rise in the 2012/13 QS...

[Read now](#)

# QS World Univ



Welcome to the QS World Unive  
explore the world's top universi  
You can also sort the ranking re  
methodology [here](#)). To compare

QS World University Rankin

[QS World University Rankings](#)

[QS World University Rankings by Subject](#)

[QS World University Rankings by Faculty](#)

[QS University Rankings: Asia](#)

[QS University Rankings: Latin America](#)

[QS University Rankings: BRICS](#)

[QS Best Student Cities](#)

[QS Top 50 Under 50](#)

[Related articles](#)



## QS Best Student Cities 2015





















Discover the world's top cities for students.

[See the ranking](#)









Asia ✕ ▼ Filter by location ▼

Filter by faculty ▼ Note: Filtering by subject area will also resort the list by subject-area scores.

RANK	UNIVERSITY	LOCATION
22	91.1  National University of Singapore (NUS)	
28	88.8  The University of Hong Kong	
31	86.7  The University of Tokyo	
31	86.7  Seoul National University	
36	84.7  Kyoto University	
39	84.0  Nanyang Technological University (NTU)	
40	83.3  The Hong Kong University of Science and Technology	
46	81.9  The Chinese University of Hong Kong	
47	81.3  Tsinghua University	
51	79.9  KAIST - Korea Advanced Institute of Science & Technology	

Overall Score ▼ Search for universities... 🔍

Overall Score	Academic Reputation	Employer Reputation	Faculty Student	International Faculty	International Students	Citations per Faculty
36	84.7		Kyoto University			
39	84.0		Nanyang Technological University (NTU)			
40	83.3		The Hong Kong University of Science and Technology			

methodology [here](#)). To compare two or more universities, log in or [register](#) as a site member.

QS World University Rankings® **IREG APPROVED** and QS Stars

Asia  Filter by location

Filter by faculty  Note: Filtering by subject area will also resort the list by subject-area scores.

RANK	UNIVERSITY	LOCATION	COMPARE & MEET	QS STARS
7	100.0	The University of Tokyo		<input type="checkbox"/>
9	100.0	National University of Singapore (NUS)		<input type="checkbox"/>
16	99.9	Kyoto University		<input type="checkbox"/>
19	99.9	Peking University		<input type="checkbox"/>
27	99.6	Tsinghua University		<input type="checkbox"/>
30	99.3	The University of Hong Kong		<input type="checkbox"/>
32	99.0	Seoul National University		<input type="checkbox"/>
37	97.9	National Taiwan University (NTU)		<input type="checkbox"/>

**The University of Tokyo**  
About the University The University of Tokyo (Todai) is Japan's top university. [more...](#)

SIZE < 30,000 FOCUS Comprehensive+

S M **L** XL

RESEARCH Very High AGE > 100 years

Average Annual Tuition Fees

	UNDERGRADUATE	GRADUATE
DOMESTIC	\$4000 - \$6000	\$4000 - \$6000
INTERNATIONAL	\$ 6000 - \$ 8000*	\$4000 - \$6000

[See more...](#)

## Academic peer review (40%)



Using a combination of purchased mailing lists and applications and suggestions, this survey asks active academicians across the world about the top universities in fields they know about.

RANK	UNIVERSITY	LOCATION
<div style="border: 2px solid red; padding: 5px; display: inline-block;">           Employer Reputation <span style="font-size: 0.8em;">▼</span> </div> <div style="margin-left: 20px; border: 1px solid #ccc; padding: 5px; display: inline-block;"> <span style="color: red; font-weight: bold; font-size: 1.2em;">Recruiter review (10%)</span> <span style="float: right;">🔍</span> </div>		
10	100.0  National University of Singapore (NUS)	
17	99.8  The University of Tokyo	
18	99.6  Tsinghua University	
20	99.6  Peking University	
35	97.2  Nanyang Technological University (NTU)	
39	96.8  Seoul National University	
40	96.7  The University of Hong Kong	
42	96.5  Fudan University	

Favor old, large university?

3	100.0		Weizmann Institute of Science	
---	-------	---	-------------------------------	---

8	100.0		TMDU	
---	-------	---	------	---

27	99.8		Yokohama City University	
----	------	---	--------------------------	---

28	99.8		L.N. Gumilyov Eurasian National University	
----	------	---	--	---

33	99.4		Pohang University of Science And Technology (POSTECH)	
----	------	---	---	---

34	99.1		National Yang Ming University	
----	------	---	-------------------------------	---

37	98.7		Hanyang University	
----	------	---	--------------------	---

42	98.4		Kyushu University	
----	------	---	-------------------	---

*Favor research, small university?*

International Faculty		Search for universities...	5%
1	100.0	University of Sharjah	
2	100.0	Abu Dhabi University	
3	100.0	American University of Sharjah (AUS)	
4	100.0	Khalifa University	
5	100.0	University of Macau	
8	100.0	United Arab Emirates University	
9	100.0	Qatar University	
12	100.0	Nanyang Technological University (NTU)	
13	100.0	The Hong Kong University of Science and Technology	
15	100.0	King Fahd University of Petroleum & Minerals	
19	100.0	City University of Hong Kong	

22	100.0	The University of Hong Kong	
23	100.0	National University of Singapore (NUS)	
25	100.0	Sultan Qaboos University	
28	100.0	Singapore Management University	
31	100.0	King Khalid University	
35	100.0	King Faisal University	
40	100.0	Arabian Gulf University	
46	99.3	Al-Imam Mohamed Ibn Saud Islamic University	
47	99.2	The Hong Kong Polytechnic University	
49	98.7	Lingnan University (Hong Kong)	
50	98.6	UQU	
52	98.2	American University of Beirut (AUB)	

*Favor new, large University?*

International Students

Search for Universities... 5%

1	100.0	American University in Dubai	
2	100.0	American University of Sharjah (AUS)	
3	100.0	King Abdullah University of Science & Technology	
5	100.0	Arabian Gulf University	
9	100.0	University of Sharjah	
10	100.0	Abu Dhabi University	
18	99.8	Qatar University	
30	98.4	The University of Hong Kong	
49	96.4	The Hong Kong University of Science and Technology	
58	95.3	Nanyang Technological University (NTU)	

74	93.5	University of Macau	
94	89.5	City University of Hong Kong	
111	85.1	United Arab Emirates University	
126	82.1	The Hong Kong Polytechnic University	
131	81.1	Jordan University of Science & Technology	
140	78.3	American University of Beirut (AUB)	
143	77.6	Hong Kong Baptist University	
146	77.0	Universiti Malaya (UM)	
147	76.7	Lebanese American University	
148	76.7	Universiti Teknologi Malaysia (UTM)	
150	76.5	Hanyang University	
154	74.5	Khalifa University	

*Favor new private, rich University?*

Citations per Faculty

# Citations per faculty (20%)

Scopus, The total number of citations for a five-year period is divided by the number of academicians in a university

*Favor research, small university?*

2	100.0	Weizmann Institute of Science	
4	100.0	Gwangju Institute of Science and Technology (GIST)	
11	99.9	Indian Institute of Science	
12	99.9	King Abdullah University of Science & Technology	
18	99.8	Tel Aviv University	
59	94.9	Pohang University of Science And Technology (POSTECH)	
77	88.4	Technion - Israel Institute of Technology	
95	82.0	National Taiwan University (NTU)	
96	82.0	National Tsing Hua University	
100	81.6	The University of Tokyo	
108	79.2	KAIST - Korea Advanced Institute of Science & Technology	

120	75.9	University of Science and Technology of China	
122	75.7	Tokyo Institute of Technology	
124	75.4	China Medical University Taichung	
126	75.0	Tokyo Metropolitan University	
128	74.4	Seoul National University	
143	71.0	National Chiao Tung University	
146	69.9	Kyoto University	
148	69.8	Osaka University	
153	69.1	Zhejiang University	
172	65.6	The Hebrew University of Jerusalem	
178	64.8	Chang Gung University	
182	64.2	National Yang Ming University	












QS University Faculty and Subject Rankings' categories<sup>[23][24]</sup>

Art & Humanities	Engineering & Technology	Life Sciences & Medicine	Natural Sciences	Social Sciences
Discipline	Discipline	Discipline	Discipline	Discipline
Philosophy	Computer Science & Information Systems	Medicine	Physics & Astronomy	Statistics & Operational Research
Modern Languages	Chemical Engineering	Biological Sciences	Mathematics	Sociology
Geography	Civil & Structural Engineering	Psychology	Environmental Sciences	Politics & International Studies
History	Electrical & Electronic Engineering	Pharmacy & Pharmacology	Earth & Marine Sciences	Law
Linguistics	Mechanical, Aeronautical & Manufacturing Engineering	Agriculture & Forestry	Chemistry	Economics & Econometrics
English Language & Literature			Materials Sciences	Accounting & Finance
				Communication & Media Studies
				Education



QS World University Rankings—Top 50

English major

2014/15 <sup>[18]</sup> ↕	2013/14 <sup>[19]</sup> ↕	2012/13 <sup>[20]</sup> ↕	2011/12 <sup>[21]</sup> ↕	2010/11 <sup>[22]</sup> ↕	Institution ↕	Region ↕
1	1	1	3	5	Massachusetts Institute of Technology	 United States
2	3	2	5	1	University of Cambridge	 United Kingdom
2	5	6	6	7	Imperial College London	 United Kingdom
4	2	3	2	2	Harvard University	 United States
5	6	5	1	6	University of Oxford	 United Kingdom
5	4	4	7	4	University College London	 United Kingdom
7	7	15	11	13	Stanford University	 United States
8	10	10	12	9	California Institute of Technology	 United States
9	10	9	13	10	Princeton University	 United States
10	8	7	4	3	Yale University	 United States
11	9	8	8	8	University of Chicago	 United States
12	12	13	18	18	Swiss Federal Institute of Technology in Zurich (ETH Zurich)	 Switzerland
13	13	12	9	12	University of Pennsylvania	 United States
14	14	11	10	11	Columbia University	 United States
14	16	16	16	17	Johns Hopkins University	 United States
16	19	26	27	21	King's College London	 United Kingdom
17	17	21	20	22	University of Edinburgh	 United Kingdom
17	19	29	35	32	Swiss Federal Institute of Technology in Lausanne (EPFL)	 Switzerland
19	15	14	15	16	Cornell University	 United States
20	17	19	23	29	University of Toronto	 Canada

21	21	18	17	19	McGill University	 Canada	
22	24	25	28	31	National University of Singapore	 Singapore	
23	22	17	14	15	University of Michigan	 United States	
24	28	34	33	33	Ecole Normale Supérieure	 France	
25	27	24	26	20	Australian National University	 Australia	
25	23	20	19	14	Duke University	 United States	
27	25	22	21	28	University of California, Berkeley	 United States	
28	26	23	22	23	The University of Hong Kong	 Hong Kong	
29	30	28	30	27	University of Bristol	 United Kingdom	
30	33	32	29	30	The University of Manchester	 United Kingdom	
31	32	30	25	24	The University of Tokyo	 Japan	
31	35	37	42	50	Seoul National University	 South Korea	
33	31	36	31	38	The University of Melbourne	 Australia	
34	29	27	24	26	Northwestern University	 United States	
35	41	41	36	36	Ecole Polytechnique	 France	
36	35	35	32	25	Kyoto University	 Japan	
37	40	37	34	35	University of California, Los Angeles	 United States	
37	38	39	38	37	The University of Sydney	 Australia	
39	41	47	58	74	Nanyang Technological University	 Singapore	
40	34	33	40	40	The Hong Kong University of Science and Technology	 Hong Kong	
41	44	43	44	41	New York University	 United States	
41	37	38	41	48	University of Wisconsin-Madison	 United States	
43	49	45	51	44	University of British Columbia	 Canada	
43	43	46	48	43	The University of Queensland	 Australia	
45	39	40	37	42	The Chinese University of Hong Kong	 Hong Kong	
46	45	51	52	45	University of Copenhagen	 Denmark	
47	48	48	47	54	Tsinghua University	 China	
48	52	52	39	39	University of New South Wales	 Australia	
49	50	55	53	51	Ruprecht-Karls-Universität Heidelberg	 Germany	
50	58	62	63	49	University of Amsterdam	 Netherlands	

**National competition!**  
**The best of the country**

# TOP 50 Asia, finance and strength



QS Asian University Rankings — Top 50





















2014 <sup>[28]</sup>	2013 <sup>[29]</sup>	2012 <sup>[26]</sup>	2011 <sup>[27]</sup>	2010 <sup>[30]</sup>	2009 <sup>[31]</sup>	Institution	Region
1	2	2	3	3	10	National University of Singapore	Singapore
2	6	7	11	13	7	Korea Advanced Institute of Science and Technology	South Korea
3	2	3	2	1	1	The University of Hong Kong	Hong Kong
4	4	4	6	6	8	Seoul National University	South Korea
5	1	1	1	2	4	The Hong Kong University of Science and Technology	Hong Kong
6	7	5	5	4	2	The Chinese University of Hong Kong	Hong Kong
7	10	17	17	18	14	Nanyang Technological University	Singapore
8	5	6	13	12	10	Peking University	China
9	7	9	12	14	17	Pohang University of Science and Technology	South Korea
10	9	8	4	5	3	The University of Tokyo	Japan
11	12	12	15	15	18	City University of Hong Kong	Hong Kong
12	10	10	7	8	5	Kyoto University	Japan
13	15	11	8	7	6	Osaka University	Japan
14	14	15	16	16	15	Tsinghua University	China
15	13	13	9	11	9	Tokyo Institute of Technology	Japan
16	16	16	18	19	25	Yonsei University	South Korea
17	21	24	27	43	44	Sungkyunkwan University	South Korea
18	19	21	26	29	33	Korea University	South Korea
18	17	14	9	9	13	Tohoku University	Japan
20	18	18	14	10	12	Nagoya University	Japan
21	22	20	21	21	22	National Taiwan University	Taiwan
22	23	19	21	24	26	Fudan University	China
23	24	23	20	22	20	Hokkaido University	Japan
24	20	22	18	17	15	Kyushu University	Japan
25	26	27	24	25	24	University of Science and Technology of China	China

26	29	28	29	27	27	Nanjing University	China
27	25	26	30	30	38	The Hong Kong Polytechnic University	Hong Kong
28	27	29	33	34	29	Shanghai Jiao Tong University	China
29	36	33	44	49	46	Hanyang University	South Korea
29	30	49	52	71	74	National Chiao Tung University	Taiwan
31	28	28	27	32	32	Zhejiang University	China
32	33	35	39	42	39	Universiti Malaya	Malaysia
33	31	31	31	34	40	National Tsing Hua University	Taiwan
34	34	32	23	20	19	University of Tsukuba	Japan
35	32	30	24	23	20	Keio University	Japan
36	37	37	32	31	43	National Cheng Kung University	Taiwan
37	35	41	42	62	57	Kyung Hee University	South Korea
38	38	36	37	39	36	Indian Institute of Technology Delhi	India
39	40	40	45	48	42	Ewha Womans University	South Korea
40	42	38	34	28	30	Mahidol University	Thailand
41	39	34	38	36	30	Indian Institute of Technology Bombay	India
42	46	45	64	89	110	Beijing Normal University	China
43	41	39	35	26	23	Kobe University	Japan
44	44	42	46	39	37	Waseda University	Japan
45	43	48	49	45	73	Hong Kong Baptist University	Hong Kong
46	50	64	89	na	na	Taipei Medical University	Taiwan
47	47	44	41	38	28	Hiroshima University	Japan
48	48	43	47	44	35	Chulalongkorn University	Thailand
49	45	50	40	41	47	National Yang Ming University	Taiwan
50	62	67	73	128	121	Nankai University	China

CN 9, HK 6, , India 2, KR 9, JN 13, MY 1 , SN 2 , TH 2, TW 6 => per capita => HK, SN, **TW**, KR, JN,.....

Overall Score	Search for universities...	
305 41.3		Al-Farabi Kazakh National University
324 40.0		L.N. Gumilyov Eurasian National University
601-650		KazNTU
651-700		Kazakh National Pedagogical University named after Abay
651-700		KBTU
651-700		South Kazakhstan State University (SKSU)
701+		E.A.Buketov Karaganda State University
701+		Ablai khan University
701+		JSC "S.Seifullin Kazakh Agro Technical University"

Filter by region		Bulgaria	reset
Filter by faculty		Note: Filtering by subject area will also resort the list by subject-area scores.	
RANK	UNIVERSITY	LOCATION	COMPARE & MEET
Overall Score	Search for universities...		OS STARS ?
651-700	 University of St. Kliment Ohridski		<input type="checkbox"/> Show only

Filter by region		Turkey	reset
Filter by faculty		Note: Filtering by subject area will also resort the list by subject-area scores.	
RANK	UNIVERSITY	LOCATION	COMPARE & MEET
Overall Score	Search for universities...		OS STARS ?
399 34.7	 Bilkent University		<input type="checkbox"/>
399 34.7	 Bogazici University		<input type="checkbox"/>
401-410	 Middle East Technical University		<input type="checkbox"/>
461-470	 Koc University		<input type="checkbox"/>
471-480	 Sabanci University		<input type="checkbox"/>
501-550	 Istanbul Technical University		<input type="checkbox"/>
601-650	 Hacettepe University		<input type="checkbox"/>
601-650	 Istanbul University		<input type="checkbox"/>
701+	 Ankara Üniversitesi		<input type="checkbox"/>
701+	 Cukurova University		<input type="checkbox"/>

Filter by region ▼ United Arab Emirates x ▼ reset

Filter by faculty ▼ Note: Filtering by subject area will also resort the list by subject-area scores. reset























RANK	UNIVERSITY	LOCATION	COMPARE & MEET	QS STARS
Overall Score <span>▼</span>	<input type="text" value="Search for universities..."/>		<span>↓</span>	<input type="checkbox"/> Show only
385 <span>35.9</span>	United Arab Emirates University		<input type="checkbox"/>	
390 <span>35.6</span>	American University of Sharjah (AUS)		<input type="checkbox"/>	
441-450	Khalifa University		<input type="checkbox"/>	
551-600	University of Sharjah		<input type="checkbox"/>	
601-650	American University in Dubai		<input type="checkbox"/>	
651-700	Abu Dhabi University		<input type="checkbox"/>	





















Filter by region ▼ Ukraine x ▼ reset

Filter by faculty ▼ Note: Filtering by subject area will also resort the list by subject-area scores. reset

RANK	UNIVERSITY	LOCATION	COMPARE & MEET	QS STARS
Overall Score <span>▼</span>	<input type="text" value="Search for universities..."/>		<span>↓</span>	<input type="checkbox"/> Show only
421-430	Taras Shevchenko National University of Kyiv		<input type="checkbox"/>	
481-490	Karazin University		<input type="checkbox"/>	
551-600	National Technical University of Ukraine "Kyiv Polytechnic Institute"		<input type="checkbox"/>	
651-700	Sumy State University		<input type="checkbox"/>	
701+	Donetsk National University		<input type="checkbox"/>	
701+	National Technical University "Kharkiv Polytechnic Institute"		<input type="checkbox"/>	

# Russia

114	66.9		Lomonosov MSU		<input type="checkbox"/>	
233	49.2		Saint-Petersburg State University		<input type="checkbox"/>	
322	40.1		Bauman Moscow State Technical University		<input type="checkbox"/>	
328	39.9		Novosibirsk State University		<input type="checkbox"/>	
399	34.7		MGIMO-University		<input type="checkbox"/>	🌟🌟🌟
411-420			MIPT		<input type="checkbox"/>	
471-480			Peoples Friendship University of Russia		<input type="checkbox"/>	
481-490			National Research Nuclear University MEPhI (Moscow Engineering Physics Institute)		<input type="checkbox"/>	
481-490			St. Petersburg State Polytechnical University		<input type="checkbox"/>	
491-500			Tomsk State University		<input type="checkbox"/>	
501-550			National Research University - Higher School of Economics (HSE)		<input type="checkbox"/>	🌟🌟🌟

501-550		National Research Tomsk Polytechnic University		<input type="checkbox"/>	
551-600		Kazan (Volga region) Federal University		<input type="checkbox"/>	🌟🌟🌟
551-600		Ural Federal University		<input type="checkbox"/>	
601-650		National Research Saratov State University		<input type="checkbox"/>	
601-650		Southern Federal University		<input type="checkbox"/>	
701+		Far Eastern Federal University		<input type="checkbox"/>	
701+		Lobachevsky State University of Nizhni Novgorod		<input type="checkbox"/>	🌟🌟🌟
701+		The National University of Science and Technology "MISIS"		<input type="checkbox"/>	
701+		Plekhanov Russian University of Economics		<input type="checkbox"/>	
701+		Voronezh State University		<input type="checkbox"/>	

# Where are the strength?



## Medalists [\[edit\]](#)

*Main article: 2012 Summer Olympics medal table*

Medal	Name	Sport	Event	Date
<span>1</span> Gold	Alexander Vinokourov	Cycling	Men's road race	28 July
<span>1</span> Gold	Zulfiya Chinshanlo	Weightlifting	Women's 53 kg	29 July
<span>1</span> Gold	Maiya Maneza	Weightlifting	Women's 63 kg	31 July
<span>1</span> Gold	Svetlana Podobedova	Weightlifting	Women's 75 kg	3 August
<span>1</span> Gold	Ilya Ilin	Weightlifting	Men's 94 kg	4 August
<span>1</span> Gold	Olga Rypakova	Athletics	Women's triple jump	5 August
<span>1</span> Gold	Serik Sapiyev	Boxing	Men's welterweight	12 August
<span>2</span> Silver	Adilbek Niyazymbetov	Boxing	Men's light heavyweight	12 August
<span>3</span> Bronze	Daniyal Gadzhiyev	Wrestling	Men's Greco-Roman 84 kg	6 August
<span>3</span> Bronze	Marina Volnova	Boxing	Women's middleweight	8 August
<span>3</span> Bronze	Guzel Manyurova	Wrestling	Women's freestyle 72 kg	9 August
<span>3</span> Bronze	Ivan Dychko	Boxing	Men's super heavyweight	10 August
<span>3</span> Bronze	Akzhurek Tanatarov	Wrestling	Men's freestyle 66 kg	12 August



Citations per Faculty

Overall Score

Academic Reputation

Employer Reputation

Faculty Student












International Faculty

International Students

Citations per Faculty

2012 Summer Olympics medal table<sup>[18]</sup>



Rank	NOC	Gold	Silver	Bronze	Total
1	<a href="#"><u>United States</u></a> (USA)	46	29	29	104
2	 <a href="#"><u>China</u></a> (CHN) <sup>‡</sup>	38	27	23	88
3	 <a href="#"><u>Great Britain</u></a> (GBR) <sup>*</sup>	29	17	19	65
4	 <a href="#"><u>Russia</u></a> (RUS) <sup>‡</sup>	24	25	32	81
5	 <a href="#"><u>South Korea</u></a> (KOR)	13	8	7	28
6	<a href="#"><u>Germany</u></a> (GER)	11	19	14	44
7	 <a href="#"><u>France</u></a> (FRA)	11	11	12	34
8	 <a href="#"><u>Italy</u></a> (ITA)	8	9	11	28
9	<a href="#"><u>Hungary</u></a> (HUN) <sup>‡</sup>	8	4	6	18
10	 <a href="#"><u>Australia</u></a> (AUS)	7	16	12	35
11	 <a href="#"><u>Japan</u></a> (JPN)	7	14	17	38
12	<a href="#"><u>Kazakhstan</u></a> (KAZ)	7	1	5	13
13	 <a href="#"><u>Netherlands</u></a> (NED)	6	6	8	20
14	 <a href="#"><u>Ukraine</u></a> (UKR)	6	5	9	20
15	<a href="#"><u>New Zealand</u></a> (NZL) <sup>‡</sup>	6	2	5	13
16	 <a href="#"><u>Cuba</u></a> (CUB) <sup>‡</sup>	5	3	7	15





Universities are awarded with a “Star” rating, ranging from 0 to 5 Star+, depending on the number of points achieved through the evaluation.

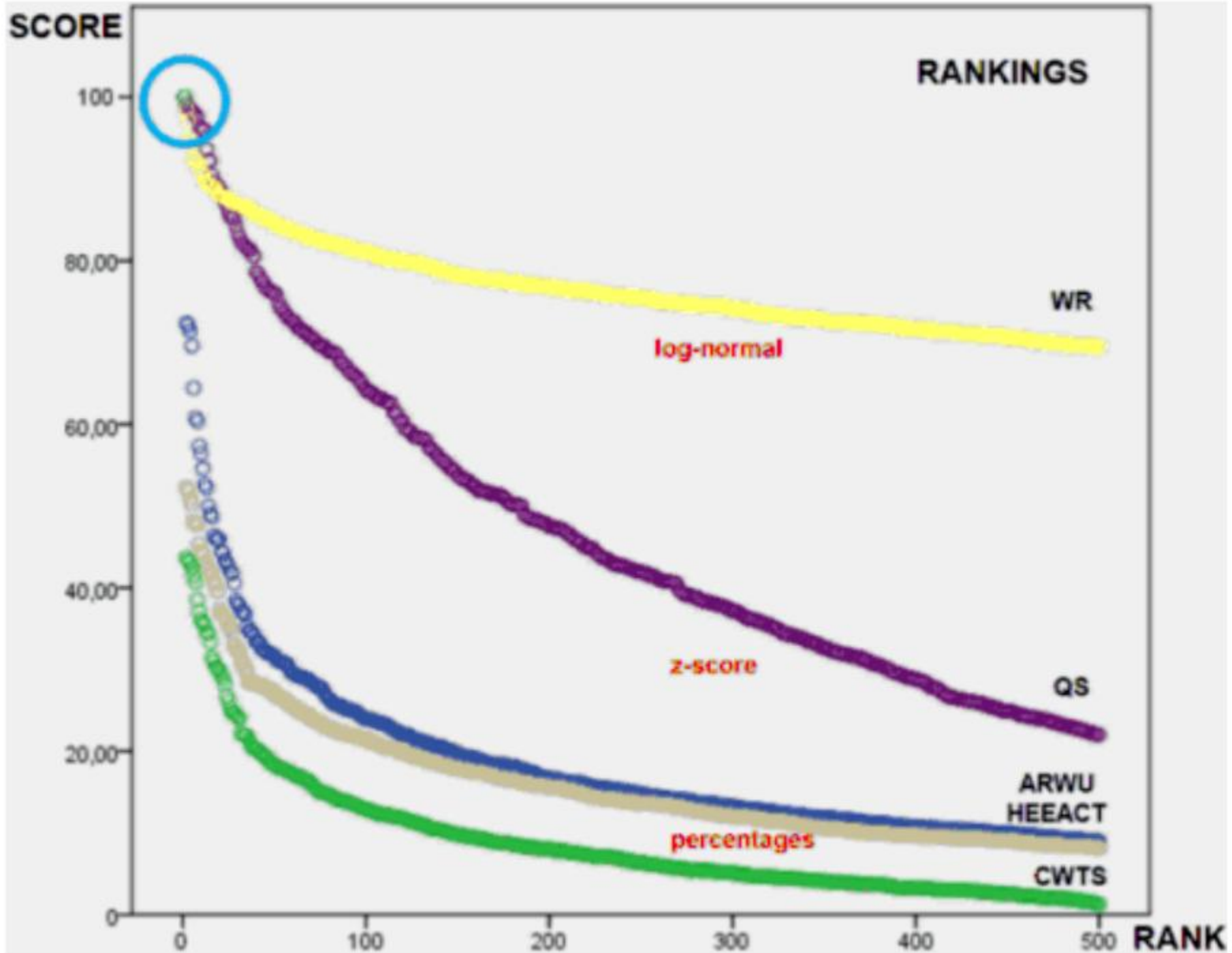
Over 50 different indicators contribute towards the overall assessment. These are grouped into eleven categories, from which each institution is evaluated in a total of eight.

QS Stars Methodology 

## QS Stars for Teaching - Video



- Offers universities a way of seeing their own strengths and weaknesses in depth.
- Separate from the QS World University Rankings
- Universities can get from one star to five, or Five Star Plus for the truly exceptional.
- 8 criteria. ● Research Quality ● Teaching Quality ● Graduate Employability ● University Infrastructure ● Internationalisation ● Innovation and knowledge transfer ● Third mission activity, measuring areas of social and civic engagement ● Special criteria for specific subjects
- About 100 institutions had opted for the Stars evaluation as of early 2013.
- In 2012, fees to participate in this program were \$9850 for the initial audit and an annual license fee of \$6850. [\[34\]](#)



"universities deserve a rigorous, robust and transparent set of rankings – a serious tool for the sector, not just an annual curiosity, former editor [Ann Mroz](#)


























## *Times Higher Education World University Rankings*



<b>Editor</b>	Phil Baty
<b>Categories</b>	<a href="#">Higher education</a>
<b>Frequency</b>	Annual
<b>Publisher</b>	<a href="#">Times Higher Education</a>
<b>Country</b>	<a href="#">United Kingdom</a>
<b>Language</b>	<a href="#">English</a>
<b>Website</b>	<a href="#">Times Higher Education World University Rankings</a> <a href="#">↗</a>

























Overall indicator	Individual indicators	Percentage weightings
Industry Income – innovation	<ul style="list-style-type: none"> <li>• Research income from industry (per academic staff)</li> </ul>	<ul style="list-style-type: none"> <li>• 2.5%</li> </ul>
International diversity	<ul style="list-style-type: none"> <li>• Ratio of international to domestic staff</li> <li>• Ratio of international to domestic students</li> </ul>	<ul style="list-style-type: none"> <li>• 3%</li> <li>• 2%</li> </ul>
Teaching – the learning environment	<ul style="list-style-type: none"> <li>• Reputational survey (teaching)</li> <li>• PhDs awards per academic</li> <li>• Undergrad. admitted per academic</li> <li>• Income per academic</li> <li>• PhDs/undergraduate degrees awarded</li> </ul>	<ul style="list-style-type: none"> <li>• 15%</li> <li>• 6%</li> <li>• 4.5%</li> <li>• 2.25%</li> <li>• 2.25%</li> </ul>
Research – volume, income and reputation	<ul style="list-style-type: none"> <li>• Reputational survey (research)</li> <li>• Research income (scaled)</li> <li>• Papers per research and academic staff</li> <li>• Public research income/ total research income</li> </ul>	<ul style="list-style-type: none"> <li>• 19.5%</li> <li>• 5.25%</li> <li>• 4.5%</li> <li>• 0.75%</li> </ul>
Citations – research influence	<ul style="list-style-type: none"> <li>• Citation impact (normalised average citation per paper)</li> </ul>	<ul style="list-style-type: none"> <li>• 32.5%</li> </ul>

Times Higher Education World University Rankings—Top 50

2014-15 <sup>[30]</sup> ↕	2013-14 <sup>[31]</sup> ↕	2012-13 <sup>[32]</sup> ↕	2011-12 <sup>[33]</sup> ↕	2010-11 <sup>[34]</sup> ↕	Institution ↕	Region ↕
1	1	1	1	2	California Institute of Technology	 United States
2	2	4	2	1	Harvard University	 United States
3	2	2	4	6	University of Oxford	 United Kingdom
4	4	3	2	4	Stanford University	 United States
5	7	7	6	6	University of Cambridge	 United Kingdom
6	5	5	7	3	Massachusetts Institute of Technology	 United States
7	6	6	5	5	Princeton University	 United States
8	8	9	10	8	University of California, Berkeley	 United States
9	10	8	8	9	Imperial College London	 United Kingdom
9	11	11	11	10	Yale University	 United States
11	9	10	9	12	University of Chicago	 United States
12	12	13	13	11	University of California, Los Angeles	 United States
13	14	12	15	15	Swiss Federal Institute of Technology Zürich	 Switzerland
14	13	14	12	18	Columbia University	 United States
15	15	16	14	13	Johns Hopkins University	 United States
16	16	15	16	19	University of Pennsylvania	 United States
17	18	20	18	15	University of Michigan	 United States
18	17	23	22	24	Duke University	 United States
19	19	18	20	14	Cornell University	 United States
20	20	21	19	17	University of Toronto	 Canada
21	22	19	26	25	Northwestern University	 United States
22	21	17	17	22	University College London	 United Kingdom
23	23	27	30	26	The University of Tokyo	 Japan 
24	24	22	21	20	Carnegie Mellon University	 United States

25	26	29	40	34	National University of Singapore	 Singapore
26	25	24	25	23	University of Washington	 United States
27	28	25	24	27	Georgia Institute of Technology	 United States
28	27	25	29	--	University of Texas at Austin	 United States
29	29	33	31	33	University of Illinois at Urbana Champaign	 United States
29	30	31	27	--	Ludwig-Maximilians-Universität München	 Germany
29	55	48	45	61	University of Wisconsin-Madison	 United States
32	31	30	22	30	University of British Columbia	 Canada
33	34	28	37	36	University of Melbourne	 Australia
34	37	40	46	48	École Polytechnique Fédérale de Lausanne	 Switzerland
34	32	39	47	86	London School of Economics and Political Science	 United Kingdom
36	39	32	36	40	University of Edinburgh	 United Kingdom
37	33	35	35	29	University of California, Santa Barbara	 United States
38	40	41	44	60	New York University	 United States
39	35	34	28	35	McGill University	 Canada
40	38	57	56	77	King's College London	 United Kingdom
41	40	38	33	32	University of California, San Diego	 United States
42	42	44	41	38	Washington University in St Louis	 United States
43	43	35	34	21	The University of Hong Kong	 Hong Kong
44	36	42	32	43	Karolinska Institute	 Sweden
45	48	37	38	43	Australian National University	 Australia
46	46	47	42	52	University of Minnesota	 United States
46	47	42	43	30	University of North Carolina at Chapel Hill	 United States
48	45	46	49	37	Peking University	 China
49	50	52	71	58	Tsinghua University	 China
50	44	59	124	109	Seoul National University	South Korea

### Times Higher Education World Reputation Rankings — Top 50

2014 <sup>[39]</sup> ↕	2013 <sup>[40]</sup> ↕	2012 <sup>[41]</sup> ↕	2011 <sup>[42]</sup> ↕	Institute ↕	Region ↕
1	1	1	1	Harvard University	 United States
2	2	2	2	Massachusetts Institute of Technology	 United States
3	6	4	5	Stanford University	 United States
4	3	3	3	University of Cambridge	 United Kingdom
5	4	6	6	University of Oxford	 United Kingdom
6	5	5	4	University of California, Berkeley	 United States
7	7	7	7	Princeton University	 United States
8	10	10	9	Yale University	 United States
9	11	11	10	California Institute of Technology	 United States
10	8	9	12	University of California, Los Angeles	 United States
11	9	8	8	University of Tokyo	 Japan
12	13	15	23	Columbia University	 United States
13	14	13	11	Imperial College London	 United Kingdom
14	14	14	15	University of Chicago	 United States
15	12	12	13	University of Michigan	 United States
16	20	22	24	Swiss Federal Institute of Technology Zürich	 Switzerland
17	17	16	16	Cornell University	 United States
18	19	18	14	Johns Hopkins University	 United States
19	23	20	18	Kyoto University	 Japan
20	16	16	17	University of Toronto	 Canada
21	22	23	27	National University of Singapore	 Singapore
22	18	19	22	University of Pennsylvania	 United States
23	24	23	21	University of Illinois at Urbana Champaign	 United States
24	25	29	37	London School of Economics and Political Science	 United Kingdom

- based on a global survey.
- independent of the main rankings.



# To Build a Healthy World.


Annual Fundraising Report August 1<sup>st</sup> 2013-July 31<sup>st</sup> 2014



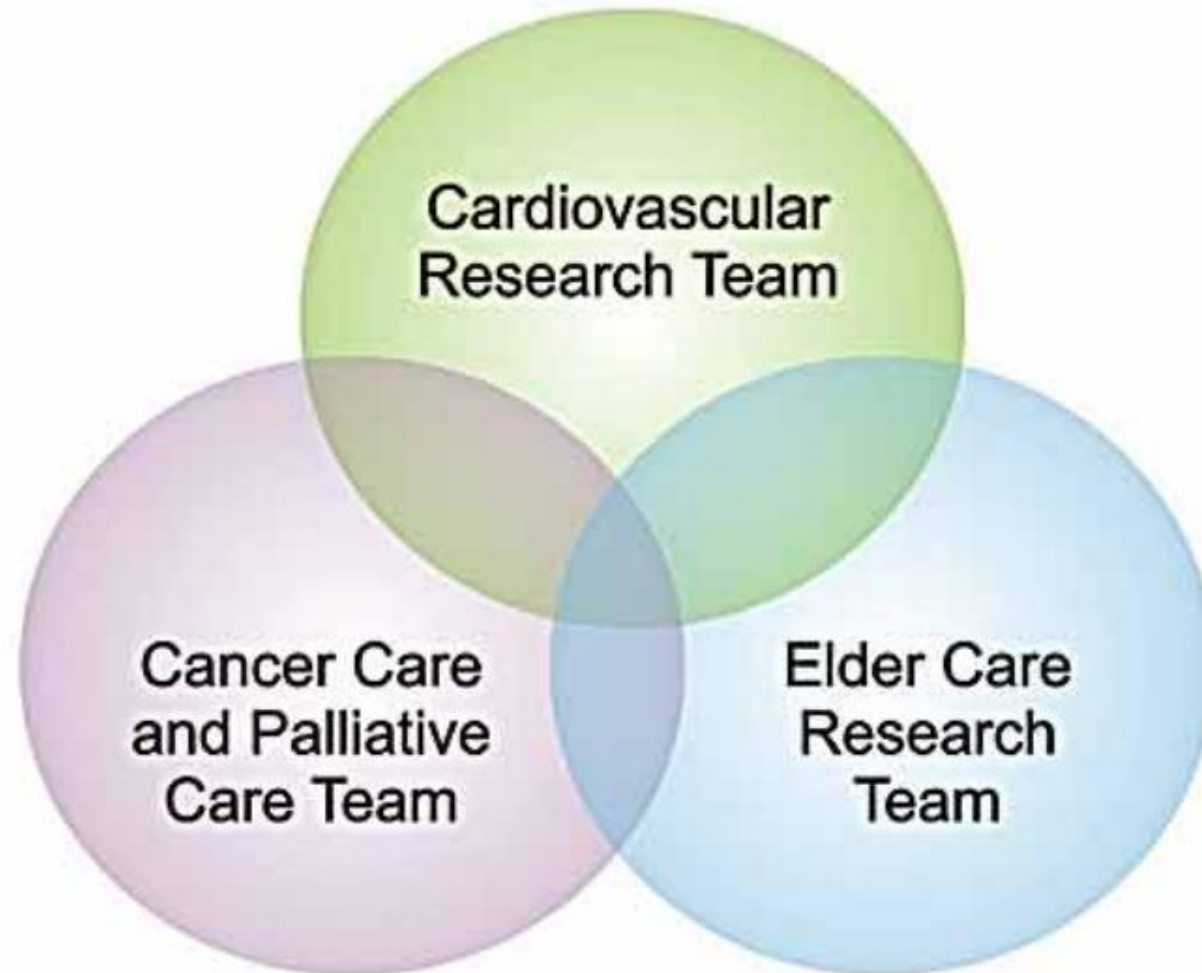
臺北醫學大學醫療體系





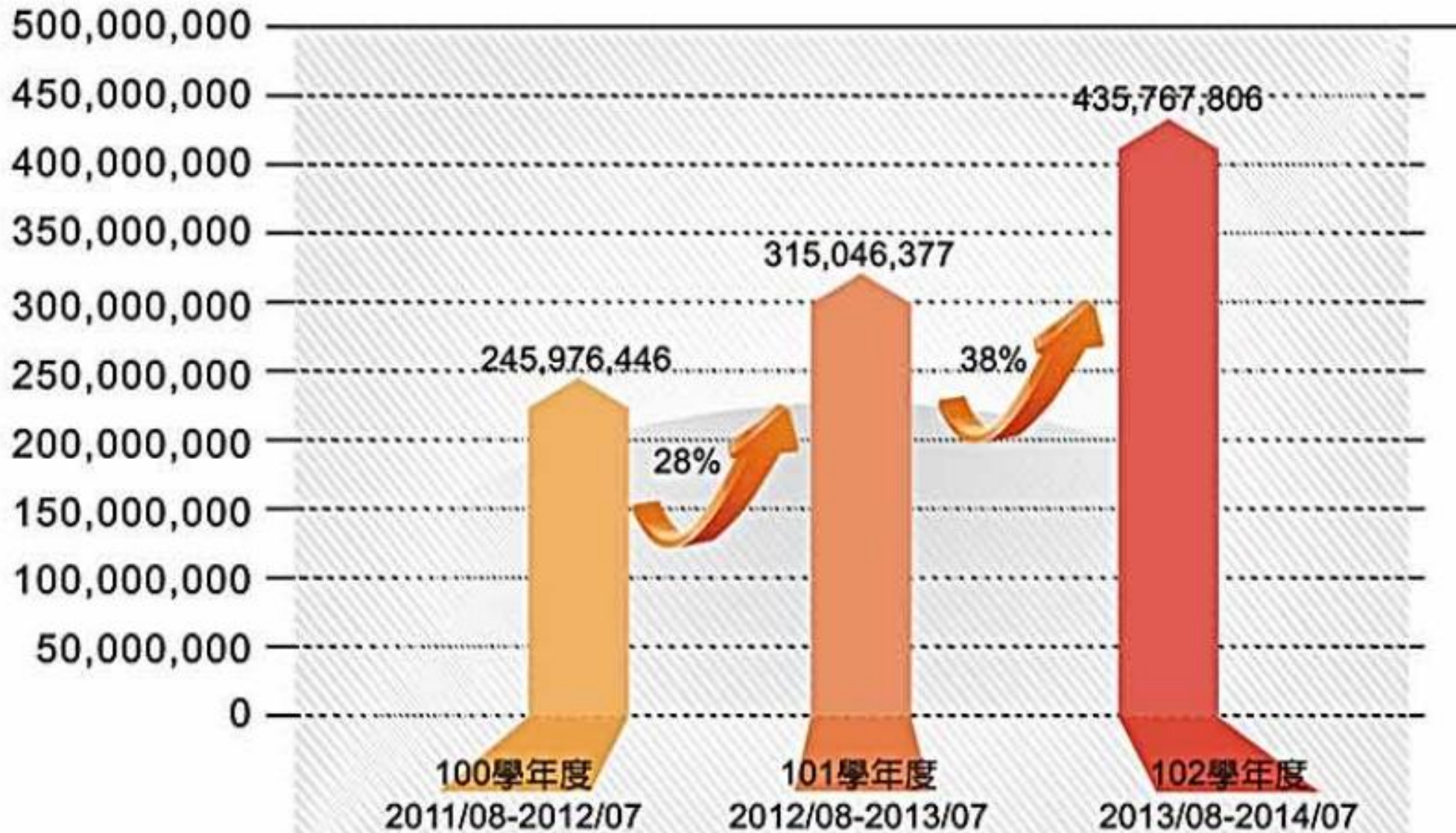


# Build up international reputations





## Ranking and donation



**Donation (in TD: 1/30 USD)**

Results: 1 to 20 of 8984

- [Role of WW domain proteins WWOX in development, prognosis, and treatment response of glioma.](#)

Liu SY, Chiang MF, Chen YJ.

Exp Biol Med (Maywood). 2014 Nov 27. pii: 1535370214561588. [Epub ahead of print]

PMID: 25432984 [PubMed - as supplied by publisher]

- [The effect of gender on health-related quality of life and related factors in post-lobectomy lung-cancer patients.](#)

Chang NW, Lin KC, Hsu WH, Lee SC, Chan JY, Wang KY.

Eur J Oncol Nurs. 2014 Nov 5. pii: S1462-3889(14)00178-1. doi: 10.1016/j.ejon.2014.10.015. [Epub ahead of print]

PMID: 25432210 [PubMed - as supplied by publisher]

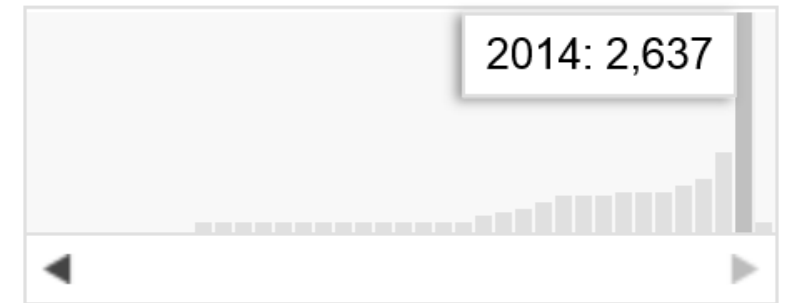
- [The Management of Incidental Central Neurocytoma.](#)

3. Pan DH, Lee CC.

Neurosurg Clin N Am. 2015 Jan;26(1):57-66. doi: 10.1016/j.nec.2014.09.010. Review.

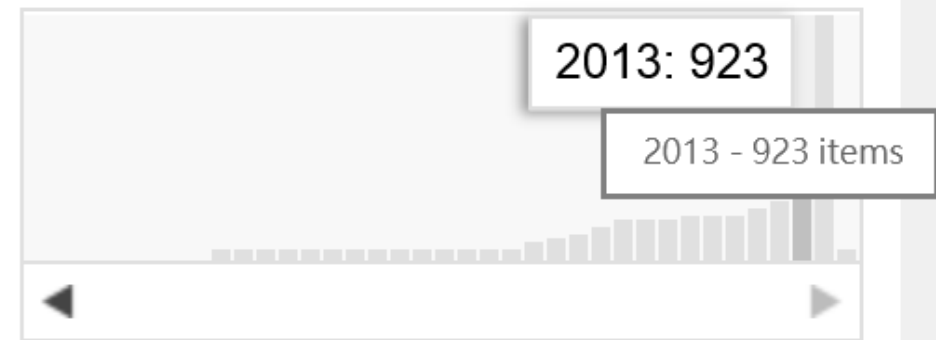
PMID: 25432184 [PubMed - as supplied by publisher]

Results by year



Download CSV

Results by year



Download CSV



臺北醫學大學  
TAIPEI MEDICAL UNIVERSITY

2014 10th QS-APPLE Conference

Nov. 11th -13th, 2014 TMU hosts 10th QS-APPLE



臺北醫學大學  
TAIPEI MEDICAL UNIVERSITY

# 期刊領域排名查詢



依期刊查詢

依領域別查詢

查詢條件：

[A](#) [B](#) [C](#) [D](#) [E](#) [F](#) [G](#) [H](#) [I](#) [J](#) [K](#) [L](#) [M](#) [N](#) [O](#) [P](#) [Q](#) [R](#) [S](#) [T](#) [U](#) [V](#) [W](#) [X](#) [Y](#)

- 請點選**SCI**期刊開頭字母以縮小找尋範圍

查詢年度： 2013 ▼

期刊： NATURE ▼

**Impact Factor : 42.351**

登出

SCI期刊領域查

SSCI期刊領域查



## Incentives for researches

Research grants overhead 50% for faculties

- Research grants from Universities and partner hospitals
- 1 SCI article: 300~300,000 USD
- Graduate students travel awards
- Patents, industry funding



**Teaching in English**  
**International students**



# How to live with international university ranking?

1. Learn the process and rule of games
2. Identify strength (not weakness)
3. Develop strategies
4. Coordinate the strength inside out
5. Operate effectively
6. Not to pay the **R**anking, but to *P*artner with
7. Demonstrate the real strength to the students, parents and colleagues
8. Plan the steps, goals (2-3-5 years)
9. University networks, faculties-students team works, international actions
10. Global networks and visions



**University's missions for civil societies and human evolution**